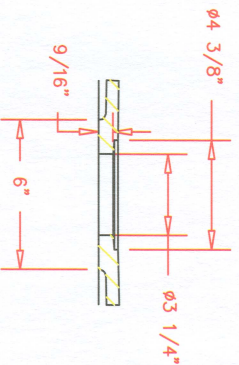
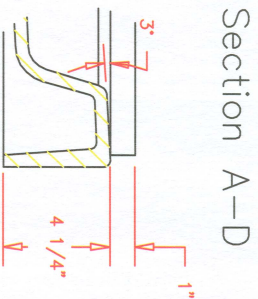
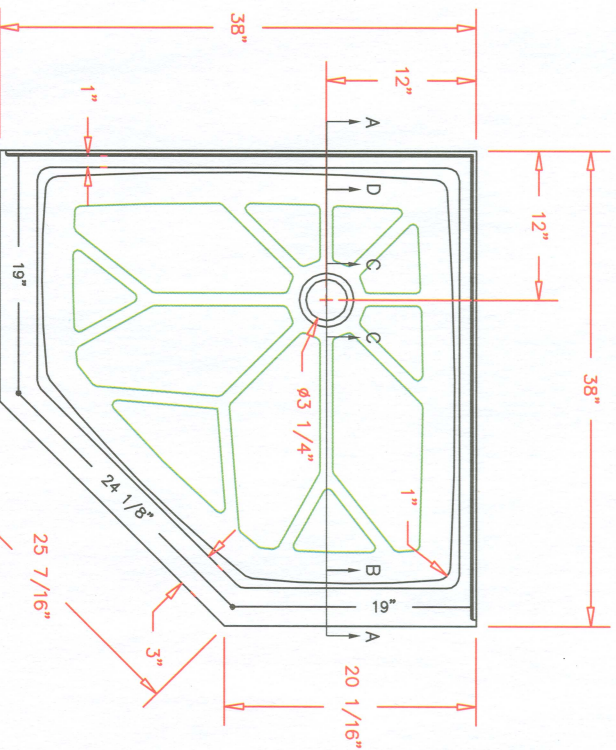


Section A-A



Shower Pan conforms to ANSI Z124.1.2

Refer to installation instructions included with shower pan prior to installation. Installation instructions can also be downloaded from www.transolid.com

Overall dimensional tolerance is $+\frac{1}{8}''/-\frac{1}{4}''$

Rough Opening is width + $\frac{1}{8}$ "

approval:

Date:

Path: @Engineering\1 decor\shower pans



transolidTM
2599 Charlotte Hwy,
Mooresville, N.C. 28117
704-660-7660
FAX 704-660-7661
www.transolid.com

| | | | | | |
|--------------|---------------------------------------|---------|---------------------|---------------|---------|
| Part Number: | 7PAN3838NCCxx | | | | |
| Description: | 38" x 38" Decor Shower Pan, Neo Angle | | | | |
| Date Drawn: | 3/13/07 | Weight: | 85 lbs. (38.5 kgs.) | Scale: | None |
| Drawn By: | Carlos Hernandez | | Revised By: | Jeff Smith | |
| Approved By: | | | | Date Revised: | 3/28/07 |

| | | | | | |
|--------------|---------------------------------------|---------|---------------------|---------------|---------|
| Part Number: | 7PAN3838NCCxx | | | | |
| Description: | 38" x 38" Decor Shower Pan, Neo Angle | | | | |
| Date Drawn: | 3/13/07 | Weight: | 85 lbs. (38.5 kgs.) | Scale: | None |
| Drawn By: | Carlos Hernandez | | Revised By: | Jeff Smith | |
| Approved By: | | | | Date Revised: | 3/28/07 |

| | | | | | |
|--------------|---------------------------------------|---------|---------------------|---------------|---------|
| Part Number: | 7PAN3838NCCxx | | | | |
| Description: | 38" x 38" Decor Shower Pan, Neo Angle | | | | |
| Date Drawn: | 3/13/07 | Weight: | 85 lbs. (38.5 kgs.) | Scale: | None |
| Drawn By: | Carlos Hernandez | | Revised By: | Jeff Smith | |
| Approved By: | | | | Date Revised: | 3/28/07 |

| | | | | | |
|--------------|---------------------------------------|---------|---------------------|---------------|---------|
| Part Number: | 7PAN3838NCCxx | | | | |
| Description: | 38" x 38" Decor Shower Pan, Neo Angle | | | | |
| Date Drawn: | 3/13/07 | Weight: | 85 lbs. (38.5 kgs.) | Scale: | None |
| Drawn By: | Carlos Hernandez | | Revised By: | Jeff Smith | |
| Approved By: | | | | Date Revised: | 3/28/07 |

| | | | | | |
|--------------|---------------------------------------|---------|---------------------|---------------|---------|
| Part Number: | 7PAN3838NCCxx | | | | |
| Description: | 38" x 38" Decor Shower Pan, Neo Angle | | | | |
| Date Drawn: | 3/13/07 | Weight: | 85 lbs. (38.5 kgs.) | Scale: | None |
| Drawn By: | Carlos Hernandez | | Revised By: | Jeff Smith | |
| Approved By: | | | | Date Revised: | 3/28/07 |

| | | | | | |
|--------------|---------------------------------------|---------|---------------------|---------------|---------|
| Part Number: | 7PAN3838NCCxx | | | | |
| Description: | 38" x 38" Decor Shower Pan, Neo Angle | | | | |
| Date Drawn: | 3/13/07 | Weight: | 85 lbs. (38.5 kgs.) | Scale: | None |
| Drawn By: | Carlos Hernandez | | Revised By: | Jeff Smith | |
| Approved By: | | | | Date Revised: | 3/28/07 |

| | | | | | |
|--------------|---------------------------------------|---------|---------------------|---------------|---------|
| Part Number: | 7PAN3838NCCxx | | | | |
| Description: | 38" x 38" Decor Shower Pan, Neo Angle | | | | |
| Date Drawn: | 3/13/07 | Weight: | 85 lbs. (38.5 kgs.) | Scale: | None |
| Drawn By: | Carlos Hernandez | | Revised By: | Jeff Smith | |
| Approved By: | | | | Date Revised: | 3/28/07 |

| | | | | | |
|--------------|---------------------------------------|---------|---------------------|---------------|---------|
| Part Number: | 7PAN3838NCCxx | | | | |
| Description: | 38" x 38" Decor Shower Pan, Neo Angle | | | | |
| Date Drawn: | 3/13/07 | Weight: | 85 lbs. (38.5 kgs.) | Scale: | None |
| Drawn By: | Carlos Hernandez | | Revised By: | Jeff Smith | |
| Approved By: | | | | Date Revised: | 3/28/07 |

| | | | | | |
|--------------|---------------------------------------|---------|---------------------|---------------|---------|
| Part Number: | 7PAN3838NCCxx | | | | |
| Description: | 38" x 38" Decor Shower Pan, Neo Angle | | | | |
| Date Drawn: | 3/13/07 | Weight: | 85 lbs. (38.5 kgs.) | Scale: | None |
| Drawn By: | Carlos Hernandez | | Revised By: | Jeff Smith | |
| Approved By: | | | | Date Revised: | 3/28/07 |